


## Starting a Game on a Pinball Machine

These are commercial machines and are built to be played, but please treat them with respect. Normal operation can't harm the machine but, since many are several decades old, they do malfunction sometimes.


The machines are set to free-play, so just press the start button to start a game. To add more players, wait for the machine to reset and then press start again.

The pictures below show the typical location of buttons on different era machines.


1960s— The start button is likely a small red button. Most machines of this era have a lever that must be pressed in to lift the next ball into the shooter lane.



1970s—The start button is likely a red 3/4" button.



1970s—Alternate start button location.



1980's & 90's—Start button is likely a lit button. There may be a ball plunger or a button to press to launch the ball. On the machine shown, the ball launch is a gun handle.

